



Today's Best Manual Screen

The Capitol Premium offers the best of a manual screen: treated screen material for perfect image, black borders, extra-drop for a better contrast, opaque black back to install it in front of a window.

To roll it up, you'll just need to release it and the whole material will rise very smoothly thanks to its advanced technology called SSR.

The fast and safe clipping system will allow wall, ceiling and even suspended mounting. This fastening system has a large latitude for brackets placement: an important advantage for specific installations.



Wall, ceiling or suspended



Easy to install



Fast & safe clipping system



Smooth screen rising



Automatic locking system

Specifications

Screen Material

PVC screen material WMat-ST
1.0 Gain
150° Directivity
No hot spot
Permanent white treatment
Anti-Static
No corrugated effect
Opaque black back
Black borders
Optimal surface for DLP and LCD projectors
Automatic locking system, simple and efficient
Smooth screen rising



Case

White lacquered aluminum
Safe clipping system
Easy and fast install
Wall and ceiling mounting
Hook for hanging installation from ceiling

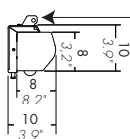
Warranty

2 years

Dimensions / Weights

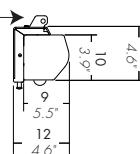
| | Ratio | Diagonal (cm/inch) | Image Area (cm/inch) | | Fabric Size (cm/inch) | | Case with brackets (cm/inch) | | | Net Weight (kg/lbs) | Gross Weight (kg/lbs) | Packaging Size (cm/inch) | | |
|-----------------------------|-------|--------------------|----------------------|-------------|-----------------------|-------------|------------------------------|-----------|-----------|---------------------|-----------------------|--------------------------|-----------|-----------|
| | | | W | H | W | H | W | H | D | | | W | H | D |
| Capitol Premium 200V | 4/3 | 254 100 | 203 79,9 | 152 59,8 | 213 83,9 | 166 65,4 | 220 86,8 | 10 3,9 | 10 3,9 | 10,2 22,5 | 12,5 27,6 | 240 94,3 | 15 5,9 | 14 5,6 |
| Capitol Premium 200C | 16/9 | 233 92 | 203 79,9 | 115 45,1 | 213 83,9 | 161 63,2 | 220 86,8 | 10 3,9 | 10 3,9 | 10,2 22,5 | 12,5 27,6 | 240 94,3 | 15 5,9 | 14 5,6 |
| Capitol Premium 240V | 4/3 | 293 115 | 234 92,1 | 176 69,1 | 243 95,8 | 188 74 | 251 98,8 | 12 4,6 | 11 4,4 | 13,9 30,5 | 16,8 37 | 277 109,1 | 16 6,4 | 15 5,9 |
| Capitol Premium 240C | 16/9 | 269 106 | 234 92,1 | 132 52 | 243 95,8 | 187 73,4 | 251 98,8 | 12 4,6 | 11 4,4 | 13,9 30,5 | 16,8 37 | 277 109,1 | 16 6,4 | 15 5,9 |
| Capitol Premium 280V | 4/3 | 352 138 | 282 110,9 | 211 83,1 | 292 114,8 | 224 88 | 299 117,8 | 12 4,6 | 11 4,4 | 18,2 40,1 | 22,5 49,6 | 325 128,1 | 16 6,4 | 15 5,9 |
| Capitol Premium 280C | 16/9 | 323 127 | 282 110,9 | 159 62,4 | 292 114,8 | 193 76 | 299 117,8 | 12 4,6 | 11 4,4 | 18,2 40,1 | 22,5 49,6 | 325 128,1 | 16 6,4 | 15 5,9 |

Capitol Premium (200V, 200C)



Removable hook for suspended installation

Capitol Premium (240V, 240C, 280V, 280C)

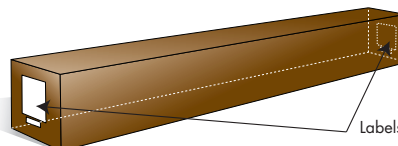


Case with bracket - Side view

Details



Store horizontally



Packaging